

280637 ✓ ACTIVE

AMPMODU | AMPMODU IV/V

TE Internal #: 280637

Housing, Plug, Wire-to-Board, 8 Position, 2.54 mm [.1 in]

Centerline, Crimp, 2 Row, Black, Mating Retention, Wire & Cable,

Signal, AMPMODU IV/V

[View on TE.com >](#)



Connectors > PCB Connectors > Wire-to-Board Connectors > Wire-to-Board Connector Assemblies & Housings



Connector Product Type: **Housing**

Connector & Housing Type: **Plug**

Connector System: **Wire-to-Board**

Number of Positions: **8**

Centerline (Pitch): **2.54 mm [.1 in]**

## Features

### Product Type Features

|                                   |               |
|-----------------------------------|---------------|
| Connector Product Type            | Housing       |
| Connector & Housing Type          | Plug          |
| Connector System                  | Wire-to-Board |
| Connector & Contact Terminates To | Wire & Cable  |

### Configuration Features

|                     |   |
|---------------------|---|
| Number of Positions | 8 |
| Number of Rows      | 2 |

### Contact Features

|                              |        |
|------------------------------|--------|
| Contact Layout               | Inline |
| Contact Type                 | Pin    |
| Contact Current Rating (Max) | 3 A    |

### Termination Features

|                                    |       |
|------------------------------------|-------|
| Termination Method to Wire & Cable | Crimp |
|------------------------------------|-------|



### Mechanical Attachment

|                         |                            |
|-------------------------|----------------------------|
| Panel Mount Feature     | Without                    |
| PCB Mount Retention     | Without                    |
| Mating Retention Type   | Lock                       |
| Mating Retention        | With                       |
| Connector Mounting Type | Cable Mount (Free-Hanging) |

### Housing Features

|                             |                  |
|-----------------------------|------------------|
| Housing Entry Configuration | Both Ends Closed |
| Housing Material            | Thermoplastic    |
| Centerline (Pitch)          | 2.54 mm [.1 in]  |
| Housing Color               | Black            |

### Dimensions

|                    |                 |
|--------------------|-----------------|
| Connector Length   | 7.1 mm          |
| Connector Height   | 3.1 mm [.12 in] |
| Row-to-Row Spacing | 2.54 mm [.1 in] |

### Usage Conditions

|                             |                            |
|-----------------------------|----------------------------|
| Operating Temperature Range | -40 – 80 °C [-40 – 176 °F] |
|-----------------------------|----------------------------|

### Operation/Application

|                     |        |
|---------------------|--------|
| Circuit Application | Signal |
|---------------------|--------|

### Industry Standards

|                        |                               |
|------------------------|-------------------------------|
| Glow Wire Rating       | Standard Part - Not Glow Wire |
| UL Flammability Rating | UL 94V-1                      |

### Packaging Features

|                    |      |
|--------------------|------|
| Packaging Quantity | 1000 |
| Packaging Method   | Bag  |

### Product Compliance

[For compliance documentation, visit the product page on TE.com>](#)

|   |   |
|---|---|
| EU RoHS Directive 2011/65/EU                  | Compliant                               |
| EU ELV Directive 2000/53/EC                   | Compliant                               |
| China RoHS 2 Directive MIIT Order No 32, 2016 | No Restricted Materials Above Threshold |
| EU REACH Regulation (EC) No. 1907/2006        |   |



Current ECHA Candidate List: JUNE 2022 (224)

Candidate List Declared Against: JUNE 2022 (224)

Does not contain REACH SVHC

Halogen Content

Low Halogen - Br, Cl, F, I < 900 ppm per homogenous material. Also BFR/CFR/PVC Free

Solder Process Capability

Not applicable for solder process capability

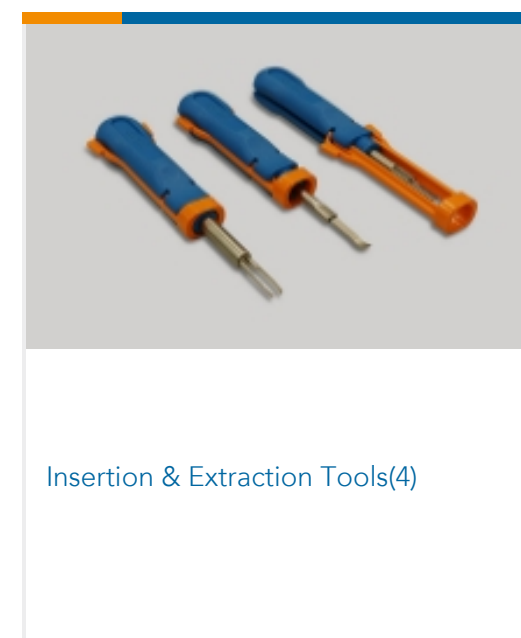

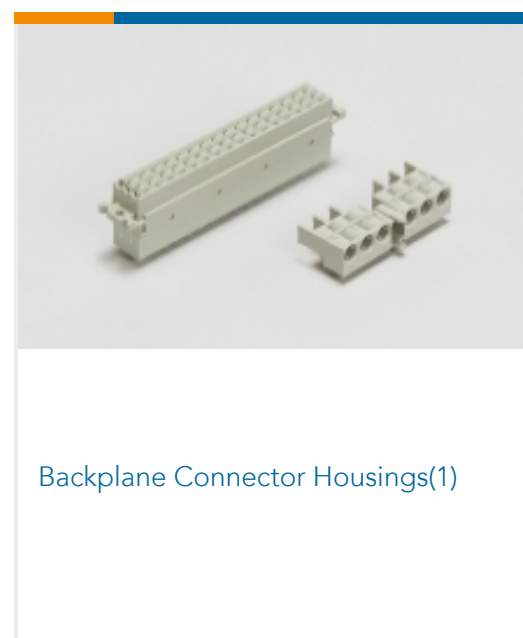
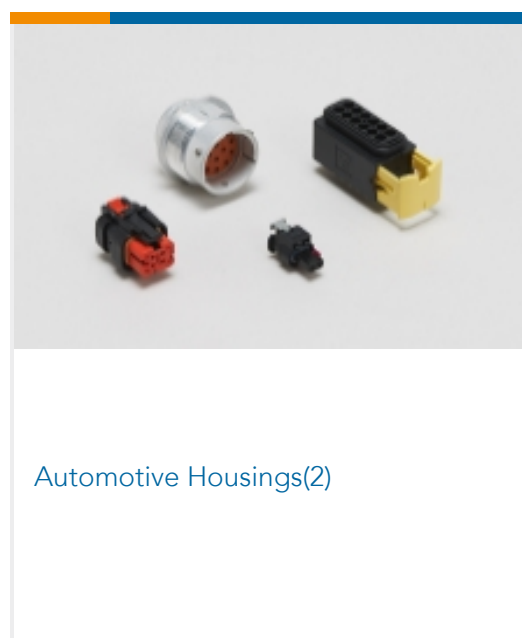
Product Compliance Disclaimer


This information is provided based on reasonable inquiry of our suppliers and represents our current actual knowledge based on the information they provided. This information is subject to change. The part numbers that TE has identified as EU RoHS compliant have a maximum concentration of 0.1% by weight in homogenous materials for lead, hexavalent chromium, mercury, PBB, PBDE, DBP, BBP, DEHP, DIBP, and 0.01% for cadmium, or qualify for an exemption to these limits as defined in the Annexes of Directive 2011/65/EU (RoHS2). Finished electrical and electronic equipment products will be CE marked as required by Directive 2011/65/EU. Components may not be CE marked. Additionally, the part numbers that TE has identified as EU ELV compliant have a maximum concentration of 0.1% by weight in homogenous materials for lead, hexavalent chromium, and mercury, and 0.01% for cadmium, or qualify for an exemption to these limits as defined in the Annexes of Directive 2000/53/EC (ELV). Regarding the REACH Regulation, the information TE provides on SVHC in articles for this part number is based on the latest European Chemicals Agency (ECHA) 'Guidance on requirements for substances in articles' posted at this URL: <https://echa.europa.eu/guidance-documents/guidance-on-reach>

## Compatible Parts



## Also in the Series | AMPMODU IV/V






PCB Connector Covers(18)




PCB Connector Keying(6)




PCB Connector Mounting(1)



PCB Connector Strain Relief(3)



PCB Headers &amp; Receptacles(939)




PCB Latches, Locks &amp; Retainers(7)



Rectangular Connector Housings(5)



Standard Rectangular Connectors(8)



Wire-to-Board Connector Assemblies &amp; Housings(467)



Wire-to-Board Connector Contacts (326)

## Documents

### Product Drawings

#### 4POS DBL PIN HSG

English

### CAD Files

#### 3D PDF

English

#### Customer View Model

[ENG\\_CVM\\_280637\\_J.3d\\_igs.zip](#)

English

#### Customer View Model

[ENG\\_CVM\\_280637\\_J.3d\\_stp.zip](#)

English

#### Customer View Model

[ENG\\_CVM\\_280637\\_J.2d\\_dxf.zip](#)

English

By downloading the CAD file I accept and agree to the [Terms and Conditions](#) of use.



**Datasheets & Catalog Pages**

[AMPMODU Interconnetion System](#)

[AMPMODU Interconnetion System](#)

English

---

**Product Environmental Compliance**

[Product Compliance](#)

English

[Product Compliance](#)

English